

Nature of Early PlayTM



Recycled and natural products that connect young children with the natural world.



Visit our  website to see lots of new items!

[natureofearlyplay.com/
products](http://natureofearlyplay.com/products)

(800) 43-PLAYS
www.natureofearlyplay.com

The Philosophy Behind Nature of Early PlayTM

Nature of Early Play, Inc., a woman-owned small business, is the leader in recycled plastic outdoor early childhood play equipment. Our products are made 100% in the USA providing jobs in our local community - Somerset, Kentucky - while offering “green” products nationally and internationally. Learn more at www.natureofearlyplay.com.



One summer when our oldest child was twelve and the youngest was five, the five children asked permission to “run away”. We granted their request with the stipulation that they must come home every afternoon to help with gardening and the family business. They set up house on the banks of Buck Creek which was down the hill on our wooded acreage. At one point, we were invited to a tasty meal they had cooked over the open fire, after which Mom and Dad returned home. To this day our children all love being outdoors and have a genuine appreciation for all things natural. We credit this love of nature to their early freedom to explore the woods, creeks, ponds and farms around us.



“Running-Away” camp, 1988. Woodstock, KY

In 2005, my husband and I attended the Graduate School of Design, Institute for Child Care Design: Child Development Centers for the 21st Century seminar through Harvard University. All the other attendees were Early Childhood facility management personnel and child development center designers. We were the only commercial playground manufacturers attending. At first we joyfully showed them our equipment catalog and then quickly began hiding it when they smirked at the large playsets featured.

We listened to complaints regarding a lack of early childhood outdoor products on the market and to the needs expressed by many early childhood caregivers. **These became the criteria for the Nature of Early PlayTM product line development:**

- 1. Develop outdoor products that allow children opportunities for authentic experiences with nature, music and art.** Our Nature Bowl allows children to touch, feel and learn about natural “elements” - sand, water, dirt, shells, fish, and turtles - without having to go on a field trip.





Recycled and natural products that connect young children with the natural world.



2. **Provide products that make it easy to incorporate vegetables and flowers into the outdoor environment** for the health benefits of live, oxygen producing, detoxifying plants. For instance our Raised Garden Beds and Square Foot Gardening Kit can be used to teach children the joys of organic gardening.
3. **Create products which lighten the task of cleaning up after messy outdoor projects.** We designed a “Clean-up Station” which makes it easy for care givers who want to allow children the joy of plunging their hands in dirt or sand a place to rinse off before returning indoors, thus reducing facility maintenance.
4. **Stimulate children’s imagination in the great outdoors** through the use of child sized dramatic stages, kid kitchens, transportation centers, villages and play houses.

Designers, landscape architects, architects and creative care-givers now have access to products in our Nature of Early Play™ line that allow them to design and build low maintenance, durable infrastructures that invite children to spend more of their day outdoors. ***One of my favorite quotes on getting children outside is from Sweden, where children spend as much as 75% of their day outdoors: “There is no bad weather, only bad clothes.” Outfit your facility with the proper “clothes” and watch nature grace your children’s lives.***

After years of reflection, we have concluded that without some renewed thinking from care providers and some focused innovation on the part of manufacturers, many, many children will simply grow up having never experienced the joys of outdoor play. It is our joy to invite you to browse our Nature of Early Play™ line of products.

Rebecca Beach

CEO

Nature of Early Play, Inc.

P.S. Our grandchildren’s photos are scattered throughout this catalog, such as the photo at right. Yes, we are proud grandparents!



A Family Story

Dennis and I had both been passionate about the health of the environment even before we first met at Game, Fish & Parks in Denver, Colorado. In 1971, shortly after graduating from Rutgers University as a Landscape Architect and fresh out of the Peace Corps, Dennis' love for parks and public lands brought him to Colorado looking for work. His willingness to work at any pay rate and his design portfolio, prompted the Director to create a position for him on the spot. He immediately began the master plan for Lathrop State Park, laid out miles and miles of hiking trails and developed the Colorado Park Sign Manual. Meanwhile, I was on a mission to "save the environment" and landed a job working in the Environmental Resources department at the same government agency. Two years later, fifty of our friends and family hiked one of those trails for two miles to join us in a gorgeous mountain meadow at 10,000 feet where we were married.

Several years later, with two small babies, we had a growing desire to see our family grow up in a natural, rural environment where I could live out my obsession for growing pure, organic, whole foods. In 1978 with everything we could cram into an old truck, we migrated the family from zero-population growth Boulder, Colorado to the rolling hills and creeks of Woodstock, Kentucky. Dennis provided for our growing family by doing remodeling, construction and basically anything he could to keep us fed; Landscape Architect jobs were not available in rural Kentucky. In 1981 when a local PTA requested he build a playground, he undertook the project with characteristic

energy and innovation, and thus, Play Mart was born. Dennis' life-long passions for creative-engineering, construction, energy efficiency, good design and the natural environment are the foundation for what Play Mart has become today. The Nature of Early Play™ line was later developed to provide outdoor products for early childhood customers.

My interest and education in early child development, a desire for our children to have a more creative educational environment and spiritual concerns for our children in public schools, led us to choose to homeschool our five bright kids. I incorporated my passions for organic gardening, hiking, biking, nature-exploration, imaginative play, sewing, art, cooking and baking into our children's daily educational routine. Mornings were devoted to book work, while afternoons were spent gardening; in the woods; or helping Dad design, build, install and market playgrounds.



*Dennis & Rebecca Beach's wedding, 1972
Golden Gate State Park, CO*

Over thirty-five years later, several Beach family members continue to manage the operations of the company and direct the mission, vision and heart of this family-owned and operated company. My desire to instill a love of nature in children while stimulating physical and mental development guided the formation of Nature of Early Play™'s mission to provide children the opportunity of experiencing a safe, environmentally friendly and creative place in which to play and grow.

Rebecca Beach

We constantly “imagineer” new products - visit www.natureofearlyplay.com for the newest products as well as resources & recycled materials information.

Materials	6	Balance	47
Ages & Installation	8	Ride n’ Climb	48
Colors	9	Trike	50
Outdoor Classroom	10	Sand	54
• Drama	10	Water	58
• Shelters	11	Messy Little Scientists	62
Playhouses	12	Music	66
Village	17	Arts & Crafts	69
Kitchen	22	Storage	72
• Kid Kitchen	22	Tables	73
• Fabric Roofs, Ground Level Decks	23	Seating	76
Transportation	24	Swings	78
Playsets	26	Finishing	80
Activity Centers	32	• Shade, Use Zones, Shipping	80
Tummy Time	37	• Surfacing & Borders	81
Wood Play	40	Maintenance	82
Garden	42	Warranty	83
Bridges	46		



Jewish Alliance Early Childhood Center
Providence, RI

Focused on this generation, and the next, we engineer our playground products to be:

1). ENVIRONMENTALLY LOW-IMPACT:



We turn milk jugs into playgrounds!

All Nature of Early Play products are made from recycled materials diverting millions of milk jugs from landfills annually. 75% of an entire play structure is made of recycled materials.



**RECYCLED
STRUCTURAL
PLASTIC**

RSP™ (Recycled Structural Plastic™):

Our proprietary plastic lumber, RSP™, is produced from recycled post consumer / post industrial HDPE plastic using our in-house extrusion line. Our proprietary formula has been improved to increase strength and durability. Stainless Steel is used where needed for structural reinforcement. RSP™ is used for decks, posts, railings, steppers and other structural parts. Sourcing only pure, clean, HDPE (High Density Polyethylene) materials to create our lumber is the best way to guarantee our high quality products. Available in Brown or Tan.



RSP™ - Milk Jugs Recycled into Lumber.



DOES NOT FADE

On many metal playgrounds, beautiful reds turn into pink, and yellows fade to a milky tan color - not the result you want when investing thousands of dollars in a playground. Nature of Early Play's RSP™ is highly UV and fade resistant. Our colors remain "factory fresh" for many years! Nature of Early Play's systems built with RSP™ are designed to look beautiful after decades of service.



DOES NOT RUST

Rust on metal playgrounds is all too common, even those coated with plastic or PVC. Rust can injure children and shortens the life of the play system. When you buy Nature of Early Play equipment made with RSP™, you don't have to worry! RSP™ is designed to handle the toughest elements that nature can dish out - with no rust! RSP's weather resistant - non-porous mechanical properties remain static even when in continuous contact with water, sea air, salt and sand.



NON-TOXIC, DOES NOT PEEL

Other playgrounds decks are often coated with PVC, which tends to peel. RSP™ is solid material so it will not de-laminate (coating peel apart). RSP™ does not contain PVC; it is non-toxic and will not leach or bleed arsenic, heavy metals or chemicals into water or soil.



GRAFFITI RESISTANT

Any parent or park director will tell you that graffiti is an all too common problem for most playgrounds. Stickers, etching into metal posts, markers and spray paint all detract from the kid-friendly play environment. Nature of Early Play's RSP™ makes graffiti removal very easy! Marker and spray paint will come off with a cloth and light cleaning solution and stickers don't stick to RSP™. Small scratches "self-heal" into the material, and larger ones can be smoothed easily while keeping color integrity.



DOES NOT ROT OR SPLINTER

Although gaining in popularity, wood is not a preferred building material for playground use. Wood is susceptible to insect damage, rot, splintering, and requires a great deal of maintenance. Over the life cycle of a playground, a Nature of Early Play RSP™ playset will far exceed the value of a wood playset. RSP™ is flame, rot and fungus resistant, and is immune to termites, insects and borers. Steel Posts can split when post caps rust, leak, fill with water and freeze. RSP™ is solid and water impermeable.



DOES NOT CHIP OR FLAKE

Nature of Early Play is committed to building playgrounds that wear well with use. Our RSP™ has a consistent color throughout the entire post or board, which gives it the ability to conceal scuffs and scratches. Painted metal posts quickly accumulate these imperfections, which result in major paint issues that require repair or replacement. RSP™ does not have an outer layer that can flake off or get chipped away and never needs painting or treating.

EcoColor™ Plastic:

Recycled post-consumer / post-industrial HDPE sheet plastic is used for all color and graphic panels; Castle, Islander, and Village Roofs; Safety Handle Panels and Safety Hoods; Rock Walls; etc. Nature of Early Play is one of very few playground manufacturers using recycled Polyethylene sheet plastic.

2). SAFE:

SureStep™ Decks:

Our proprietary slip-resistant ridged RSP™ deck board is used for all walking surfaces to greatly increase friction and reduce falls so children can walk and run confidently on our products. This safety feature is unmatched in the playground manufacturing industry.

Toxin Free:

All products are 100% Arsenate/Arsenic, BPA, Phthalate and “soft” PVC free.

SureGrip™ Metal Finish Coating:

We powder-coat our climbers and sliders with a uniquely strong and textured surface to increase friction and reduce falls. This slip-resistant powder coat is another unmatched feature in the playground industry.

3). ENDURING:

Metal Components:

Sourcing only steel tubing with a triple protective zinc flow coat surface and high thermoset electromagnetically applied powder coating provides five to six times greater corrosion resistance than painting over uncoated steel. Steel pipe is used for all metal climbers, overhead climbers, ladders, and railings.

Cold-Formed Steel Providing High Yield/Tensile Strength with Interior Corrosion Resistant Coating

Hot-Dipped Uniform Zinc Galvanizing

Conversion Coating

Clear Coating

Smooth Stainless Steel Welds:

Welds are especially vulnerable to rusting due to paint chipping off and revealing raw steel beneath. However, we use only Stainless Steel welding wire, and require our welders to create super-smooth welds, preventing jagged edges susceptible to chipping. This unmatched feature protects children from cuts, while preventing rust! Stainless Steel welds and plates have a 60% minimum recycled content.

Stainless Steel Welds and SureGrip™ powder coated pipe.



All Hardware is Stainless Steel.

Stainless Steel:

Rust-proof Stainless Steel hardware and attachment plates are standard on all Nature of Early Play equipment - features unmatched in the playground industry. We even offer a complete Stainless Steel upgrade for all metal on the entire structure - the solution for coastal environments where salt-spray disintegrates galvanized steel and corrodes aluminum very quickly.

Roto-Molded Plastic:

Due to characteristics of roto-molding, only UV Stabilized virgin plastics (LDPE) may be used to manufacture structurally-sound Slides, Tunnels, Roto-molded Climbers, Panels and Roofs (e.g. Mountain Climber, Spinning Panels parts, Casa Grande Roof).



Ages & Installation



Age Appropriate

When selecting equipment for your sites, please specify an age group for each site and we will appropriately size each piece. We meet age appropriate standards as defined by ASTM F-2373, ASTM F-1487 and CPSC guidelines.

Dimensions listed throughout this catalog are not intended for construction details. We reserve the right to modify or improve designs as needed.

Nature of Early Play's Age Groups:

- Infants & Pre Toddler: 6 - 23 months
- Toddler & Preschool: 2 - 5 years
- Elementary: 5 - 12 years
- All Ages: 2 - 12 years

Installation Styles:



Fully Assembled: Designated products are fully assembled when they arrive on site and do not require any installation or anchoring.



Assemble-In-Place: Most products in this catalog are built to be assembled in place. These items are sturdy enough to stand alone without permanent installation. Many Assemble-In-Place items can also be anchored to solid surfaces for security. Some Assemble-In-Place items are portable and can be moved around your site (or even indoors if small enough).



Installation Required:

1. In-ground: Designated products, such as playsets and products requiring more stability, must be installed in-ground with concreted posts.

OR

2. Surface-Mount: Most playsets and products requiring more stability can be surface mounted to solid surfaces (concrete, asphalt or wood) with appropriate brackets unless otherwise stated. Brackets are an additional cost (image at left). Stainless Steel & powdercoating standard on brackets.

Installation:

If installation is required there are several options:

- **Certified Nature of Early Play Installations** - Ask for a quote from your local Nature of Early Play sales representative.
- **Supervised Installations by a Certified Nature of Early Play Installer** are available. Ask for a quote from your local Nature of Early Play sales representative.
- **Customer Installations** are appropriate only when an experienced construction crew uses Nature of Early Play suggested installation instructions.

Materials Colors:

Choose product colors from the chart or choose a standard color scheme. See our website for more color schemes. Custom color schemes available upon request.

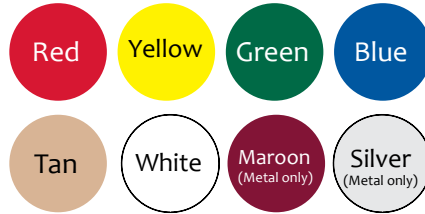
RSP™

Posts, decks, framing.



EcoColor™ & Metal

Flat plastic accent colors and metal rails and climbers.



Two-Tone EcoColor™ Options:



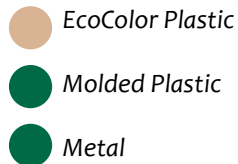
Molded Plastic

Slides, crawl-thru panels, molded roofs.



Color Schemes:

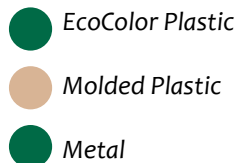
Natural



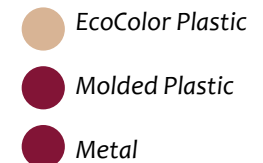
Primary



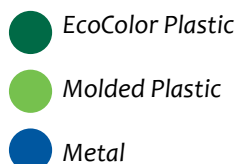
Park



Maroon



Sea



Winter



Outdoor Classroom

Drama



Drama Deck with Trellis & Ramp - 162"L x 127"W x 89"H
Drama Deck with Trellis - 114"L x 127"W x 89"H

Drama Deck

Accessible stage for outdoor theater for actors of all ages and abilities. Filtered shade with the optional trellis or full shade with optional roof. Also available without ramp or roof. ⓘ



Drama Deck with Ramp - 151"L x 87.5"W x 8"H
Drama Deck - 91"L x 87.5"W x 8"H

Drama Deck with Roof & Ramp - 151"L x 90"W x 87"H
Drama Deck with Roof - 91"L x 90"W x 87"H



Play Stage ⓘ

Theater comes alive at a young age on this Play Stage! Slightly elevated platforms with Paint Panels for tots to paint their background scenery. Covered costume dressing area which doubles as a Ticket Box Office. Each Paint Panel has paint/cup holders on each side. Available with or without Play Stage graphics on panel & roof. Available as Mega (56.5"L x 140"W x 96"H): 6-23 months safety zone: 11' x 17' OR 2-5 years safety zone: 17' x 23' Mini (31"L x 86"W x 94"H): 6-23 months safety zone: 9' x 14' OR 2-5 years safety zone: 15' x 20'



Mini Play Stage
(Back)

10



Mega Play Stage
(Front)



Congregation B'Nai Israel
New Jersey



Shelters

Story House **I**

With Story Easel, Bench Seats and planter-openings (also available without planter openings). 91.5"L x 90"W x 88"H. The children's chairs are 12" high for seating and the teachers stool is a comfortable 16" high. Available as Sand House (see pg 55), Picnic House (below) or Tot House (below).


Picnic House **I**

Shaded meal and snack time = happy kids and teachers! Picnic Tables sold separately. 91.5"L x 90"W x 99"H. Surface Mount not available.



A **I** Tot House

Solid deck with low walls that double as seating. Rounded corner accent seats. 91"L x 90"W x 82"H



Play Houses

Tipi **A**

The ultimate in imaginative, ethnic play-houses, our Tipi is designed to model authentic Native American dwellings of the Great Plains. Originally these homes were often stretched with bison skins; our Tipi covering emulates the original, but without the fuss. Made from durable outdoor fabric. 48"W x 48"L x 84"H.



Back



Front

Covering Options:

1. Full with Door (right): door flap ties open and closes with Velcro tabs. Skylight lets in light, even with closed door.
2. Scalloped (left/above): full line of sight, while offering a cozy play space. Higher scallop in front for doorway and window in back.



Garden Roof House **I**

Fill the roof with plants of all sorts - they detoxify and oxygenate the air, attract beneficial insects and butterflies, and reduce rain run off. Children will enjoy playing in the shade below the Garden Roof House. Add ModBoxes for seats, play stage, or planters. Stack ModBoxes two-high for counters and shelving. See page 42 for ModBox ideas and sizes. Garden Roof House is 50"L x 50"W x 61"H. Plants not included.



For more information and to view current product designs, visit www.natureofearlyplay.com.

Play Houses



48" with Modbox Planters

Vine House **A**

The perfect hideout for young children to read, make-believe, enjoy quiet time beneath vines or watch birds come and go. Arched RSP™ (Recycled Structural Plastic™) Structure is best when combined with our ModBox Planters (pg 42). Connect our Bird House (pg 45) to the top of the arch or set a ModBox inside for a reading bench. The possibilities are endless! Bird House, Planters and ModBoxes sold separately. Three sizes available (Planters add 24" total to Vine House widths):

- 36"L x 42"W x 48"H (right, shown without planters)
- 48"L x 48"W x 48"H (above, shown with planters)
- 60"L x 60"W x 48"H (shown as Click Clack Trike Tunnel on page 53 with beveled bottom supports).



36" without Planters



60" with Modbox Planters

Play Houses



Kids' Kabin I

safety zone: 30' x 21'

ages: 2 - 5 years



Natural Choice Academy
Cave Creek, Arizona

Builder Panel House I

Sets of Builder Panels with engraved animal shapes slide in/out of plastic tracks to open or close entrances. Tot Groovy Scrambler and Tot Grab Scrambler provide safe yet challenging access to the raised decks.

Customize Builder Panels with these Animal/Shape Options:



Whale Dolphin Seahorse Fish Anchor



Elephants Giraffes Lions Camel



Dove Frog Snake Monkey Gecko



Bird Rabbit Bear Wolf Moose

safety zone: 17' x 9'

ages: 6 - 23 months



House size (not including ramps):
88.5"L x 58.5"W x 90"H

Play Houses



Panel House I


Covered space on raised deck with six removeable Builder Panels with animal graphics keep tots contained. Remove panels to let them motor up and down three ramps with grab-holes and grooves to have access to a mirror, pull up handles, peek-a-boo holes, steering wheel, window, and Big Dipper and Solar shape cut-outs.
safety zone: 16' x 15'
ages: 6 - 23 months.
dimensions: 102"L x 119"W x 101"H.



Play Houses

Ramada **A** **I**

Includes Clown Ball Toss Panel, Casa Grande Roof, Storefront Panel and Kid's Bench.
"Mega" size. 60"L x 60"W x 89"H.



A
Drums on
Stand

Chime Panel
(Mini)

Merry Musical Instrument **A** **I**

Wee Jammin' Gazebo **I**

Hexagon Gazebo roof shelters jam sessions. Includes 3 attached benches, Mini Chime Panel, Tuned Drums on Stand, and Merry Weenote instrument. Hex Gazebo also available with 3 Benches only (without music items). 109"L x 94"W x 100"H.



Little People's Playhouse I

EcoColor™ Plastic dramatic play house with flower boxes and chimney with two benches inside. Large side windows for visibility and security. 66"L x 53"W x 80"H.

Village Main Street I

Includes Toll Booth (2 post), Farmer's Market (4 post), News Stand (2 post) and Electric Vehicle Charging Station (4 post), (2) Kids' Benches, (2) Curved ADA Driving Panels. 180"L x 44"W x 76"H.



Village

All products on these pages available as: **I**

- **2 Post:** Includes Half-Village Roof w/graphics and Storefront Panel w/graphics. May be freestanding or attached to a wall. Inground Only. Not available as Surface Mount. 21"L x 32"W x 80"H.
- **4 Post:** Includes Storefront Panel w/graphics, Village Roof w/graphics & Kid's Bench. 34"L x 37"W x 80"H.
- **6 Post:** Includes Storefront Panel with graphics, Island Roof w/graphics, Kid's Bench with your choice of additional panels. 66"L x 38"W x 80"H.



Police Station

A friendly officer greets children with a wave and a whistle. Clear Polycarbonate window and "bars" allow vigilant child-officers to keep an eye on the community. A built-in bench offers welcome respite from a long day's work! Customize by adding your local department's name. 66"L x 38"W x 80"H.



Fire Station

Young firemen and women fill up their fire trucks with the fuel pump (on a real hose!), and then steer trucks and engines into their garage bays. A Dalmatian puppy wearing a fireman's hat keeps watch near the "control panel". Customize by adding your local department's name. 66"L x 38"W x 80"H.



Village



Farmer's Market

Popular Item! Little farmers can display their produce at the Farmer's Market. Includes 2 Fruit & Veggie Storefront Panels, Farmer's Market Roof & Kid's Bench. Works great with the Raised Garden Bed! 34"L x 37"W x 80"H. 4 Post version.



Bench & 2 Fruit/
Veggie Storefront
Panels



Fruit Stand

Imaginative market stand to "sell produce".
21"L x 32"W x 80"H



Café

Tots sell treats at this whimsical café.
21"L x 32"W x 80"H

Village



All products on this page available as: **I**

- **2 Post:** Includes Half-Village Roof w/ graphics and Storefront Panel w/graphics. May be freestanding or attached to a wall. Inground Only. Not available as Surface Mount. 21"L x 32"W x 80"H.
- **4 Post:** Includes Storefront Panel w/ graphics, Village Roof w/graphics & Kid's Bench. 34"L x 37"W x 80"H.
- **6 Post:** Includes Storefront Panel with graphics, Island Roof w/graphics, Kid's Bench with your choice of additional panels. 66"L x 38"W x 80"H.

Electric Vehicle Charging Station

Youngsters learn about "green" transportation options by "recharging" their Electric Vehicles at this environmentally-conscious Charging Station. Panel includes electric cord with plug and battery graphics.



News Stand

Trike-by newspaper pickup during the "morning commute"!



Gas Station - 4 Post Version

Gas Station

When tikes need to "refill their tanks" they pull up to the "Fuel Station" and refuel with a pump nozzle attached to a flexible hose.



Toll Booth

Trikers will need to stop and pay a toll at this whimsical Toll Booth.

Village



Beach Hut

Wee Tots Clubhouse

Village Houses

Stable Table
w/Mushroom Pods



Village Houses I

Includes (2) "houses" with windows and planter boxes connected by Palm Panel w/ball toss hole, and (2) Kids' Benches. 91"L x 38"W x 73"H.



Beach Hut I

Includes Thatch Village Roof (Mega), 6"x6" posts with "Beach Hut" graphics, "Wave" hut walls, (2) benches along inside walls, and Picnic Table. 51"L x 58"W x 88"H.



Back

Front


Wee Tots Clubhouse I

Includes (2) benches along inside walls, doorway, "Kids Only" sign, (3) windows with planter boxes. 62"L x 58"W x 76"H.

Kid Kitchen



Introducing our Outdoor Kid Kitchen made from durable RSP™ and EcoColor™ plastic. Kids will love making mud pies and other delicious treats and then serving them to their friends on our outdoor tables. Kitchen components can stand alone, be attached to each other or fit our standard modular post & deck system.

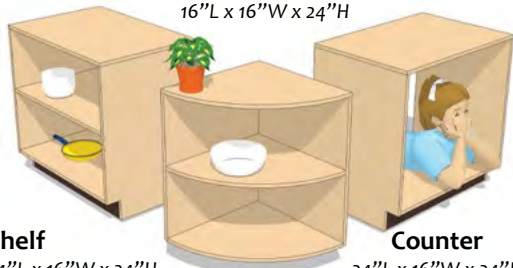


Kid Kitchen

Doors have rubber stoppers to prevent pinched fingers and a kick plate to fit tiny toes under cabinets, just like "Mom's". All windows are Heavy-Duty Polycarbonate.

Corner

16"L x 16"W x 24"H



Shelf

24"L x 16"W x 24"H

Counter

24"L x 16"W x 24"H

The modular cabinets are designed to complete the Kitchen with several combinations or individually: counter top and shelf, crawl through open cabinet or corner cabinet with (1) shelf.



Stove


24"L x 16"W x 24"H

Stove has red circular burners, turning knobs, (2) opening doors with inset windows and (2) shelves. Upper Microwave has (2) opening doors, inset windows and (1) shelf.



Stove & Microwave

24"L x 16"W x 42"H



Refrigerator

24"L x 16"W x 48"H

(4) opening doors, (4) shelves and polycarbonate inset windows.

Recirculating filtered water system!
NO PLUMBING REQUIRED

Stainless Steel Sink, Pump & Reservoir



Left Side Pump

24"L x 16"W x 24"H (37" H to top of pump handle). Sink drains into a reservoir. Kids pump filtered water back into sink.

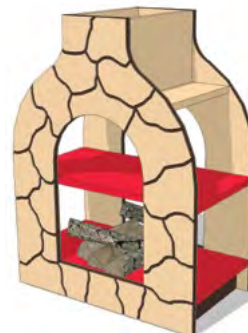
Right Side Pump

Just attach a hose!
NO PLUMBING REQUIRED



Faucet Sink with Hose Attachment

24"L x 16"W x 24"H (30" H to top of faucet). Sink drains into tub beneath (not shown or included).




"Outdoor Wood-Fired Pizza Oven"

24"L x 16"W x 32"H

Designed to imitate a stone wood burning oven with (2) shelves and chimney.

Accessories (dishes, firewood) not included with Kitchen products.

Fabric Roofs



Chuckwagon



Surrey



Hoop

Fabric Roofs I

Add a fabric roof over any deck structure, or over play elements for installed shade. Removable cover (Velcro attachments).



Grand Chuckwagon (double-length Chuckwagon Roof) with ground level decks.

Ground Level Decks

Ground Level Decks I

Made from RSP™ - they provide a clean, dry and level play surface. Fits modular deck & post spacing. Eliminates need for artificial surfacing. Long lasting SureStep™ decking is slip resistant reducing falls when wet.

Kid Kitchen with Fabric Roof I

Cover your Kid Kitchen with our outdoor fabric curved roof. Kitchen components fit Nature of Early Play's standard Mini modular deck & post spacing. I



Transportation

For items on these pages additional ADA play elements may be required in your site for ADA compliance for 2-5 yrs.



Mini Car **A** **I**

safety zone: 9' x 11'

ages: 6 - 23 months

dimensions: 50"L x 33.5"W x 30"H



Fire Truck **I**

safety zone: 27' x 20'

2 - 5 yrs old.


dimensions: 140"L x 93"W x 102"H



Transportation



Tractor I
safety zone: 9' x 18'
ages: 6 - 23 months



Tractor design has Tot Grab Scrambler in front.

Lil' Tractor
safety zone: 9' x 14'
ages: 6 - 23 months

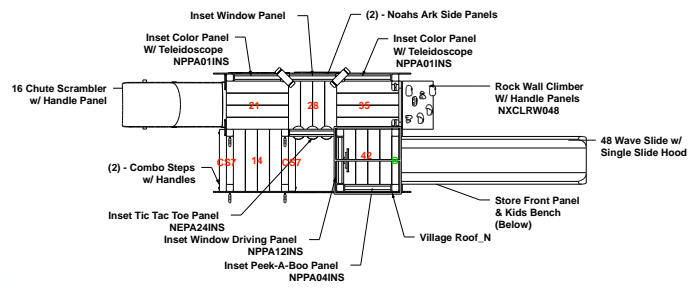


Galaxy Express I
safety zone: 20' x 9'
ages: 6 - 23 months
dimensions: 169"L x 35"W x 96"H



Choo Choo I
safety zone: 9' x 18'
ages: 6 - 23 months
dimensions: 138"L x 35"W x 117"H

Playsets



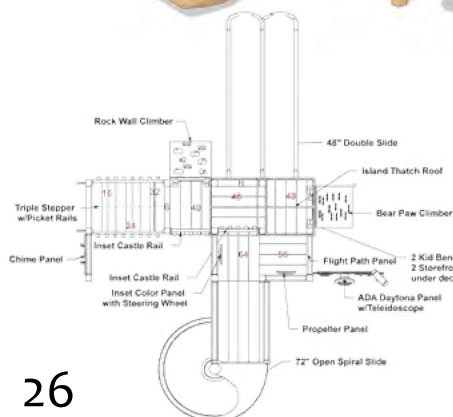
Noah's Ark ^I

One of our best-selling playsets!
Also available as a "Beach Boat".
safety zone: 32' x 18'
ages: 2 - 5 yrs
dimensions: 232"L x 60"W x 114"H


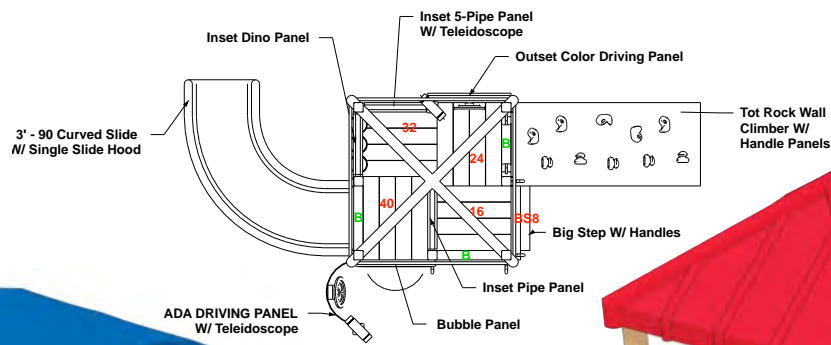


Tamarind ^I

safety zone: 27' x 32'
ages: 2 - 5 years



Playsets

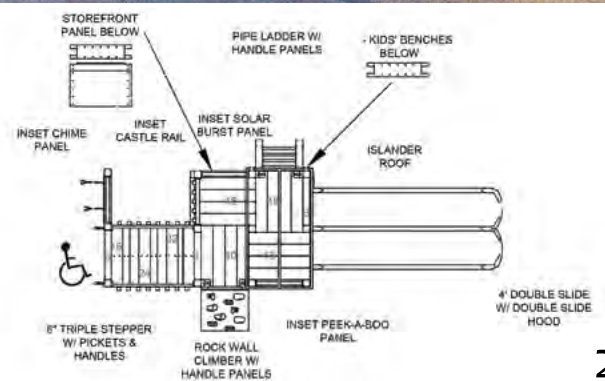


Pagoda with Surrey Fabric Roof



Pagoda I
safety zone: 29' x 21'
ages: 2 - 5 yrs

Oklahoma I
safety zone: 30' x 21'
ages: 2 - 5 yrs



Playsets

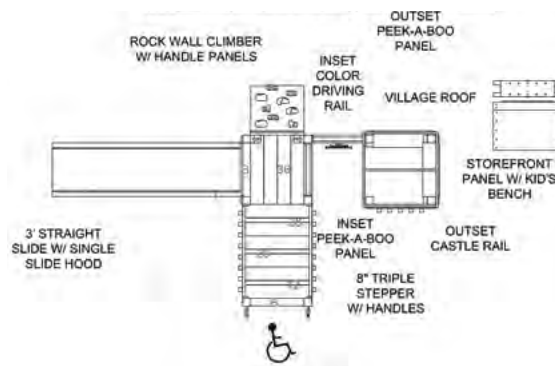
Brighton ^I

safety zone: 27' x 21'

ages: 2 - 5 years



Charlesview Residences
Brighton, MA



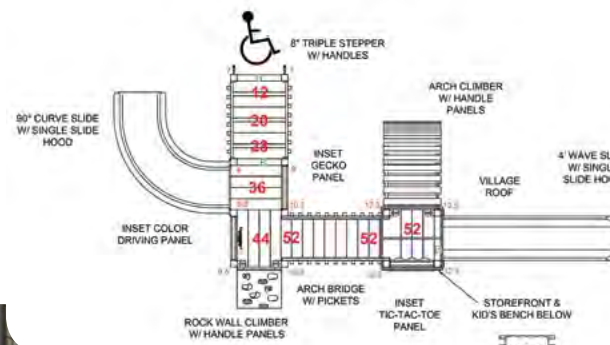
Callahan ^I

safety zone: 35' x 23'

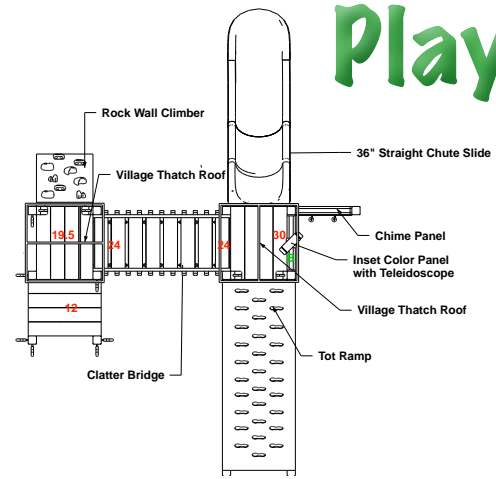
ages: 2 - 5 years



Callahan Tunnel Vent Building
Boston, MA



Playsets



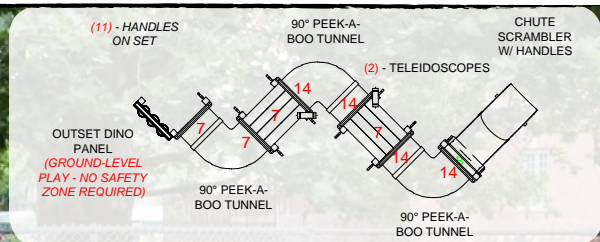
Mango I

safety zone: 29' x 24.5'
ages: 2 - 5 yrs



Toddler Tunnel Maze I

safety zone: 19' x 33'
ages: 6 - 23 months



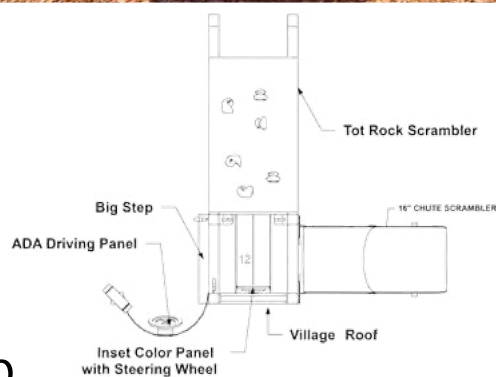
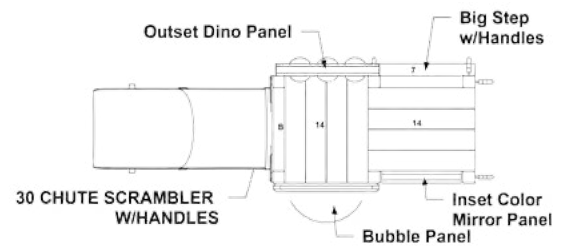
Playsets

Activity Crawler

6 - 23 months safety zone: 16' x 10'

2 - 5 years safety zone: 22' x 16'

dimensions: 64"L x 117"W x 61"H

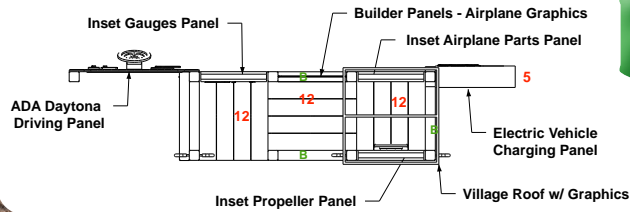


Zipper

safety zone: 16' x 13'

ages: 6 - 23 months

Playsets



Transportation Center

6 - 23 month safety zone: 19' x 9.5'

2 - 5 year safety zone: 25' x 15.5'

ages: 6 months - 5 yrs **I**

Featuring our new Propeller Panel!



Driving Wheel turns the Propeller encased in clear window panels.



Imagination Station **I**

6 - 23 months safety zone: 15' x 19'

2 - 5 years safety zone: 25' x 21'



Activity Centers

Toddler Noah's Ark I

Similar to our best-selling Noah's Ark design, only re-designed for younger children with ground-level activities. Also available with Crawl-Thru Panel instead of Tunnel (shown below in green & tan - does not require Safety Surfacing).



Shown with Crawl-Thru Panel.

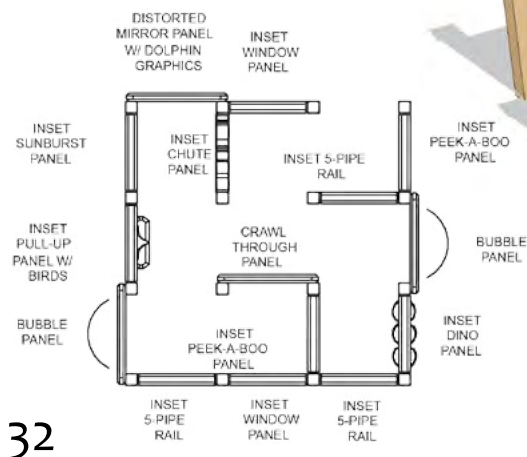


Shown with Tunnel.
Safety Zone: 22' x 17'.
dimensions: 128"L x 60"W x 102"H



Mazeville I

Tots gain mobility, strength, visual stimulation, spatial development and social skills by crawling, rolling or motoring through creative play spaces. Includes Dino game panel, Peek-a-boo panels, clear Bubble windows, Chute Panel, Wavy Mirror, infant pull up handles, Solar Panel, and Windows. 86"L x 86"W x 44"H. No safety surfacing required. Recommended for ages 6 - 23 months.



Activity Centers

Fun Center I

Children will entertain themselves with a multitude of interactive panels and crawl through openings. Includes (clockwise): Panda Ball Toss, Color/Mirror, Palm, Sign Language, Peek-a-boo, Crawl-Thru, Window/Steering Wheel, Bubble, Dino and Store Front Panels. 89"L x 70"W x 53"H.

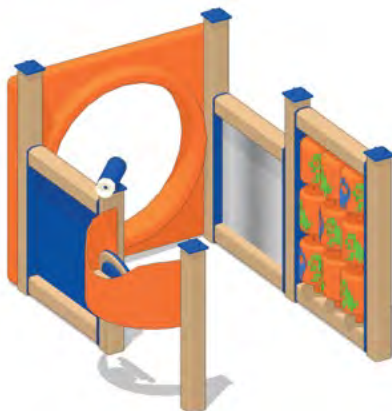


Play Maze I

Includes Peek-a-boo, Crawl-thru, Driving, Tic-Tac-Toe and Storefront Panels. 35.5"L x 59"W x 43"H.

Busy Tot Center I

Activity packed play center contains at least seven interactive and challenging play components: Driving Wheel, Teleidoscope, moveable Gauges, Crawl Thru Panel, Mirror/Gecko Panel, and Dino game panel. 62"L x 55.5"W x 44"H.



Panels can be installed in a variety of arrangements.



Activity Centers

Busy Learner Panel Wall **I**

Packed with six activity panels for young ones to manipulate - Dialer, Sign Language alphabet, Driving Wheel, "Concentration" Traffic Sign game, Window and Teleidoscope, and Peek-A-Boo. 9.5' L x 5' W.



Busy Learner Panel Wall shown in foreground. Tipi and Toddler Activity Crawler shown behind.



Back View

Ball Toss Wall **I**

Can be used with balls, bean bags, sand bags, pine cones, etc. Also available with Clown Ball Toss Panel. 7.5' L x 5.5' W.



Sensory Activity Panels **I**


Includes our exclusive tuned Chime Panel, Concentration Panel, Daytona Panel and Crawl-thru Panel with a Spy Tube on top! 112"L x 10"W x 48"H.

Activity Centers

Textured Tot Korral I

use zone: 14' x 14.5'

ages: 6 - 23 months



Includes all the Texture Panels shown below. The low deck provides a simple climbing challenge to access a driving panel. Dimensions: 85"L x 85"W x 52"H.

Texture Panels A I

Touch sensory development panels. Heavy-duty outdoor materials (fabric, turf, carpet and "mirror").



Pull-up Handle

Turf Flower

Fabric Shapes

Mirror Dolphin

Carpet Elephant



Ball Toss A I

Toss balls or bean bags through the Clown or Panda. Available at ground level or low-level decks. Panel Size: 48" W x 48" H.

Pirate Panel A I

Openings to frame kid faces & hands.
Panel Size: 46"W x 48"H.

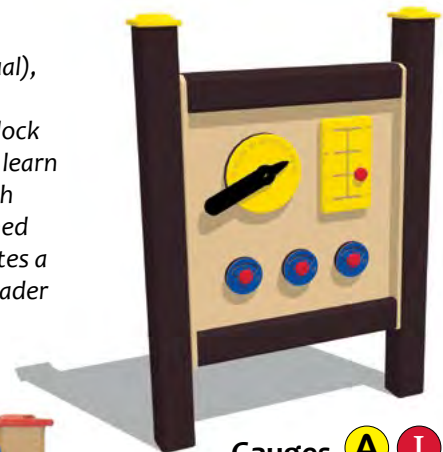
Activity Centers



Stepping Stools require a safety zone.

Linguistic Panels **I**

Nature of Early Play's unique Linguistic Panels are available in English, Spanish (bilingual), Cherokee or language of your choice. The interactive Colors panel has moving color knobs to match to the correct color symbols (animals, fruit, plants). The interactive Clock Number panel has a spinning hour-hand arrow to teach children to tell time as well as learn numbers. The Weather Panel's rain, clouds, sunshine, snow and tornado symbols teach weather patterns in different languages. Each panel is available individually or combined in 4' widths. The Linguistic Panel combo (all three 4' wide panels in a semi-curve) creates a classroom setting, especially when combined with Stepping Stools for seating. The header can be customized with a location name. 150"L x 20"W x 58"H.



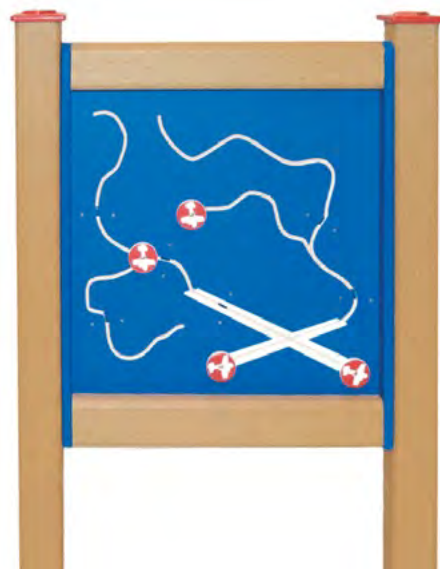
Gauges **A** **I**

Navigate safely by monitoring moving gauges



Sign Language Panel **A** **I**

Fun and learning go "hand in hand"! Official alphabet in ASL. Mega or Mini.



Flight Path **A** **I**

Land 4 airplanes on the runway by moving them along their flight paths.



Propeller **A** **I**

Driving Wheel turns the Propeller encased in clear window panels.



We offer a wide variety of Freestanding Play Panels in our partner catalog by Play Mart. All Panels shown are available either Mega (36"W) or Mini (24"W), freestanding or on modular playground. Post dimensions not included.



Plank Rail

Add a "treehouse" look with funky wood planks (made from Recycled Plastic!)



Daytona

The full "Daytona" racetrack experience with moveable gauges.



Captain's Wheel

Navigate the seas with our oversize ship's wheel.

Tummy Time



Belly Swing **F**

Young children have a penchant for swinging on their bellies - on swings not designed for that posture. But, finally, we have invented a swing that is the perfect height for young ones to lay on their bellies and gently rock back and forth. And, if they tumble out, no worries - a two inch thick pad covered in marine-quality outdoor fabric (with zipper finish for easy removal and cleaning) beneath prevents them from bumping their heads on a hard surface! Meets ASTM F-2373 standard for 6 months to 23 months. Steel swing frame powder-coated with "Sure-Grip" texture. The welding and bottom support

plate are Stainless Steel. The Belly Swing may be portable or installed securely to the ground. The chains are coated for safety of small hands. Included pad beneath the swing measures 78"L x 20"W, and the swing measures 29"H x 24"W.



Pull-Up Bars **I**

SureGrip™ coating on three graduated bar heights increases friction and grip for infants as they pull themselves up, strengthening leg and arm muscles. Use with supervision. 87"L x 6"W x 23"H.



Tummy Time



Infant Modular Space with Ramp **A**

Our Infant Modular Space is ideal for very young children in the recently-mobile stage. Low panels provide support as they strengthen muscles

learning to stand. A low-rise (2 inch) ramp covered in soft indoor/outdoor carpeting allows infants to crawl into the protected Infant Space. Babies gain strength crawling over the Rolling Hills or are supported as they lie on their backs against them (shown with two Rolling Hills above). A two inch thick pad covered in marine-quality outdoor fabric (with zipper finish for easy removal and cleaning) serves as an impact-attenuating surface lining the Infant Modular Space to protect young ones from bumps and bruises. Various panel top activities for sensory stimulation: engraved shapes and letters, Pull-Up Handles, “rocks” and a turning Steering Wheel. 113”L x 50” W x 18”H.

Rolling Hill **F**

Rolling Hills help babies gain strength by crawling over the soft carpet “bump”. Combine with our Infant Modular Space to create a place for young ones to safely play (will be sized to fit). Add our Outdoor Pad beneath to protect young ones from bumps and bruises.

4’ Wide: 48”L x 5.75”W x 2”H. 8’ Wide: 96”L x 5.75”W x 2”H.

Outdoor Pad **F**

A two inch thick pad covered in marine-quality outdoor fabric (with zipper finish for easy removal and cleaning) serves as an impact-attenuating surface under our infant products to protect young ones from bumps and bruises.



Infant Tunnel **F**

Infants learning to crawl need spaces to practice their “moves”, and our Infant Tunnel does just that! The highly durable plastic tunnel works perfectly with our Infant Modular Spaces, especially when combined with our Outdoor Pad sub-surface for protection. 16”L x 24”W x 24”H.

Tummy Time



Wide Infant Modular Space with Ramp **A**

The popular Infant Modular Space with Ramp (left - pg 38), but double the width. Shown with two Rolling Hills. Two inch thick pad covered in marine-quality outdoor fabric (with zipper finish for easy removal and cleaning). 113"L x 96" W x 18"H.

Infant Modular Space **A**

Our Infant Modular Space is ideal for very young children in the recently-mobile stage. Low panels provide support as they strengthen muscles learning to stand. When our Rolling Hills are included, babies gain strength crawling over them. Flower-burst shapes cut out for peek-a-boo fun! Includes two-inch thick pad covered in marine-quality outdoor fabric (with zipper finish for easy removal and cleaning) as an impact-attenuating surface to protect young ones from bumps and bruises.

Two Sizes Available:

- Infant Modular Space: 4' x 8'
- Infant Modular Space: 8' x 8'



Pictured: Infant Modular Space 4' x 8' and two Rolling Hills 4'W.



Pictured: Infant Modular Space 8' x 8'
and Steering Wheel, Rolling Hill (8'W) and Infant Tunnel (sold separately).

Wood



Wood Bench - Log Legs **F**

Wood Slab top with Wood Log Legs. Approximately 32"L x 10"W. Heights adjusted for each age group.



Wood Bench - RSP Legs **F**

Recycled Structural Plastic bench legs will last longer than wood - water & insect impermeable. The bench top is wood slab. Approximately 32"L x 10"W. Heights adjusted for each age group.



Wood Slab Leg Table & Bench **F**

Natural finish (no sealant). Each unique Slab Leg Table is approximately 32"L x 18"W. 16"H Toddler height shown. See Table Height Chart on pg 75.

Slab Leg Bench is approximately 32"L x 6"W. 8"H Toddler height shown.

No warranties apply to Nature of Early Play's wood products.
Wood is subject to natural deterioration over time.
Heat treating upon request. Customers may finish (seal) as desired.

Wood Stumps & Slices

Each one is unique. Approximately 8"-15" Diameter.
Natural finish (no sealant).



Wood Stepping Stump **F**

Sold individually or in a grouping of five Stumps ranging from 5"H to 15"H.

F Wood Stepping Slices

Approximately 3"H slices.



Wood



Add a "window" cutout

Hollow Log **F**

Kids love our real bark-covered Hollow Logs that can be used as a log tree house, log caves, and pass through tunnels. Kids are enriched by Hollow Logs: real logs stimulate creativity and mental well-being by introducing texture, color, smells and the all natural feel of solid wood into their play space. They get to see wood grain, growth rings, and even see what a tree looks like on the inside as it grew! Made from recycled, "up-cycled," and "re-purposed" log chunks that would normally be ground into mulch or sent to the landfill. During the manufacturing process, very little waste is created, which means our Hollow Logs are sustainable and renewable! Each one is unique.

Available from 20" D x 24"L up to 40"D x 48"L. Even larger custom sizes available upon request. Add a "window" cutout (additional cost). Natural (no sealant). Natural cleaner used to prevent mold growth prior to shipment.

Garden

ModBox **F**

These versatile boxes work as planters (open-side up), portable sandboxes, benches, stacked (as shelves for supplies), craft counters, stepping stools. Multiple units can be attached to each other.



36" L x 12" W x 12" H ModBox

Sizes Available:

- 24" L x 8" W x 8" H
- 24" L x 12" W x 12" H
- 36" L x 12" W x 12" H - fits 36" Vine House & Garden Arbors
- 48" L x 12" W x 12" H - fits 48" Vine House
- 60" L x 12" W x 12" H - fits 60" Vine House & Click Clack Trike Tunnel



24" L x 12" W x 12" H ModBox

Made from recycled, heavy-duty durable plastic and Stainless Steel Hardware - materials perfect for outdoor applications (although great indoors too!).



24" L x 8" W x 8" H ModBox



Planters **F**

All Planters have a bottom to contain dirt.

Planter tops double as lifting edges for easy moving.

Sizes Available:

- 1' W x 1' H x 3' L
- 1' W x 1' H x 4' L
- 1' W x 1' H x 5' L not shown, also available.



Planter - 4'

Planter - 2' Cube

Planter - 3'

For more information visit www.natureofearlyplay.com.



Round Planter F

Full circular planter.
30" Diameter x 16"H.

No Bottom. Standard Molded Plastic Colors Available.

Half Moon Planter F

Half-circular planter.
24" Diameter x 12"H.



RSP™ Planters A

Made from our exclusive RSP™ (Recycled Structural Plastic) lumber manufactured in-house. Available in standard 48" or 72" lengths. 24" W x 10.5"H. Other sizes available.



Garden

Raised Garden Bed **A**

Wanting to reconnect young children with nature? Try this Raised Garden Bed sized for young ones to get their hands messy and learn about growing veggies, flowers or simply how dirt feels! Perfect for outdoor applications (although great indoors too!). Available with or without bottom. 4'L x 2'W x 1'H.



Square Foot Gardening Grid **F**

Reusable collapsible planting grid helps separate plants for correct spacing. Collapses for easy storage and reuse. Made from solid recycled plastic and stainless steel hardware.



Square Foot Gardening Kit

Includes:

- Raised Garden Bed
- Collapsible Gardening Grid
- Moisture Meter
- 20 Pack of Organic Vegetable Seeds
- [Square Foot Gardening With Kids Book](#)



Crossroads Arbor

Shown with 2' Cube Planters and Floating Seats.

102"L x 102"W x 90"H **I**



Garden



Bird House **A** **I**

This bird house is designed specifically for Blue Birds, but many varieties will make it home. It is also indestructible, made from recycled, heavy-duty durable plastic and Stainless Steel Hardware - materials capable of withstanding years of weather and use. The side opens for easy cleaning. Bring nature to your children and provide a home for baby birds! Dimensions: 6.5"L x 6.5"W x 12"H. Available on post.



Bird Feeder **A** **I**

Clear Polycarbonate window for viewing bird seed. Hinged lid for refilling. Dimensions: 7.5"L x 8"W x 12"H. Available with post.



6' H with Modbox Planters



6' H Garden Arbor

Garden Arbor **I**

Child sized version of an English cottage garden arbor. Roof provides partial shade or plant vines in the Modbox Planters (optional) to make a shady, secluded space for story time, hiding, resting and dramatic play. Includes benches on both interior side trellises. Available without benches or planters. Choose either 8"W x 5'L x 6'H for child access or 8"W x 5'L x 8'H for adult access.



8' H Garden Arbor



8' H with Modbox Planters

Bridges

Safety surfacing and Use Zones required for all products on these pages when access is not level with walking surface. Less than 18" height acceptable on grass. Above 18" height, safety surfacing required (see pg 81).

Arch Bridge **A** **I**

Put our bridge over a shallow creek for endless imagination play ("Troll under the bridge!"). Add Planters and annuals for a natural look. Very heavy duty, but can be moveable. Shown with Pickets Rails. Also available with "Flower Face" peek-hole sides (pictured below). 4" X 4" Posts with handles. 87" L X 42 3/4" W.



Mega Arch Bridge with Picket Rails



Mega Arch Bridge with Flower Face Rails



Mega Triple Stepper Bridge with Flower Face Rails

Triple Stepper Bridge **A** **I**

Toddlers love to practice their moves up and down steps. The triple stepper gives them lots of balance activities. Very heavy duty, but can be moveable. Shown with Flower Face peek-holes. Also available with Picket Rails. 4" X 4" Posts with handles. 84" L X 42 3/4" W.

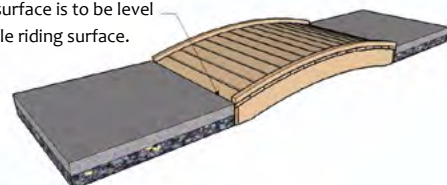


Mega Triple Stepper Bridge with Picket Rails. All freestanding bridges include Handles.

Trike Arch Bridge **A** **I**

Nature of Early Play's Trike Bridge (87"L x 48"W x 13"H) presents a small challenge as trikers ride up and over the click-clack bridge. Side edges are raised 2" to prevent trikes from falling into a troll's lair (and also to meet ADA accessibility and safety codes). The bridge may be installed flush on level ground or may span a small swale or creek keeping trikes out of wet areas.

Each bridge end surface is to be level with the tricycle riding surface.



Balance



Stepping Logs **F**

Create a whimsical path with our Stepping Logs! Each recycled plastic shape has a two-tone, realistic, tree-trunk-slice appearance. Each log is 8-12" diameter at 1/2" thickness. Safety Surfacing and Use Zone not required, but recommended for outdoor applications only.



Octagon



Butterfly

Grooved designs for extra "grip"!



Log

Stepping Stools - Octagon, Butterfly, Mushroom (not shown), or Log



Preschoolers develop balance hopping from stool to stool, or stools may be used as a snack, mud or sand table. Pre-Toddlers and Infants can pull themselves up and gain pre-walking skills. Appropriately sized for your age group. **I**



I

Balance Beam Walk the gang plank and watch out for alligators! Gain balance while having a blast. Available up to 3 connected, graduated or uniform heights. Also available attached to playset. Single Beam: 120"L x 4"W x 7" H.

Single Beam safety zone: 22' x 13'



I

Tot Trekker Mt. Everest climbers start small. Infants and Pre-Toddlers can rhumba their way around the different heights while having something to hold on to. Older children can walk the heights and gain balance skills. Will be sized appropriately for your specific age groups. Elementary height shown above. 12" maximum height for Preschool. 58"L x 74"W

Ride 'n Climb

Bouncy Animals **I**

Available with "Super Easy Foundation". Age appropriate for Preschoolers (2-5) and up only.



Caterpillar (cast aluminum)



Frog (plastic)



Whale (plastic)



Pony
(cast aluminum)



Zebra (cast aluminum)



Mustang
(cast aluminum)



Shuttle (EcoColor™ plastic)



Motorcycle (roto molded plastic)



Airplane (roto molded plastic)



Sunshine Mountain **A** **I**

Moveable mountain climber for small children. Safety surfacing recommended. Also available in green. 72"L x 66"W x 27"H

Safety Surfacing and Use Zone required
for all products on this spread.

Ride 'n Climb



Galapagos I


A climbing haven of multiple stepping, climbing, socializing and imaginative play options.

6 - 23 months safety zone: 10.5'L x 14'W

2 - 5 year safety zone: 20' x 17'

dimensions: 96"L x 54W" x 36"H

milk jugs recycled: 7,924



Top View



Freestanding Tunnel I

With Peek-A-Boo holes.

43"L x 31.5"W x 41.5"H



Freestanding 90° Tunnel I

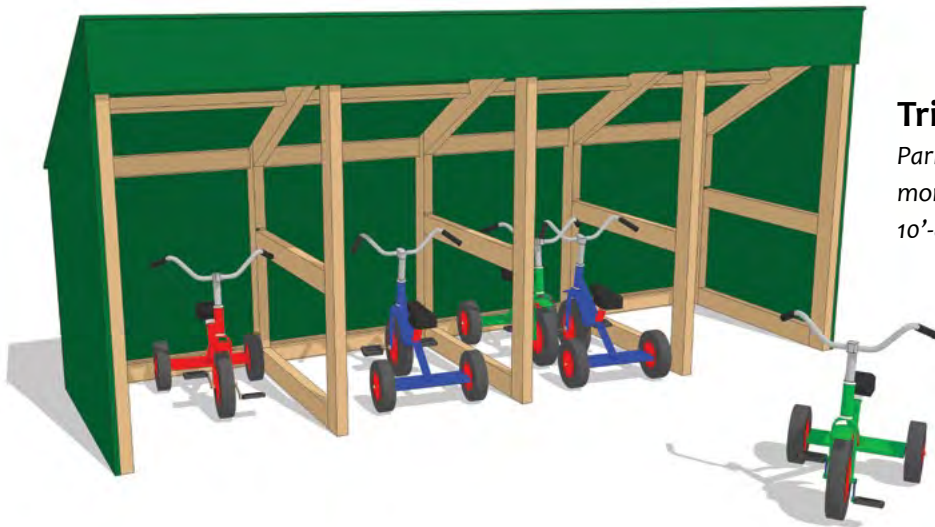
With Peek-A-Boo holes. Also available two attached together in an S-Curve.

42"L x 42"W x 41.5"H



Trike Garage - 3 Bay I

Store trikes in a covered "garage" to protect from the elements and allow children to practice the adult skill of parking their vehicle.
8'L X 3'-6"D X 5'H



Trike Garage - 4 Bay I

Parking and weather protection for 8 or more trikes (depending on size).
10'-8"L X 3'-6"D X 5'H



Trike Garage - 6 Bay I

Storage building with six compartments for outdoor wheeled toys, gardening tools or bins of loose parts.
16'L X 3'-6"D X 5'H.



Pram Storage Shed - 2 Bay I

Parking for 2 "Prams" (Bye Bye Buggies, multi-child strollers).

6'L X 6-6"D X 5'H



Pram Storage Shed - 4 Bay I

Parking for 4 "Prams" (Bye Bye Buggies, multi-child strollers). 12'L X 6-6"D X 5'H



Trike Traffic Signs A I

Traffic signs keep trikers on the right path, teaches pre-driving sign recognition and associated reading skills. Each sign includes an RSP post and can be installed either in-ground or portable (base included in portable price). Each sign approximately 10-15"L x 10"W (not including post).



Trike

Trike Garage & Filling Station **I**

Includes two hinged doors w/sliding bolt lock, Electric Vehicle Charging Station graphics and Gas Station Graphics & Pump Handle. Custom header text available.

42"W x 96"L x 60"H

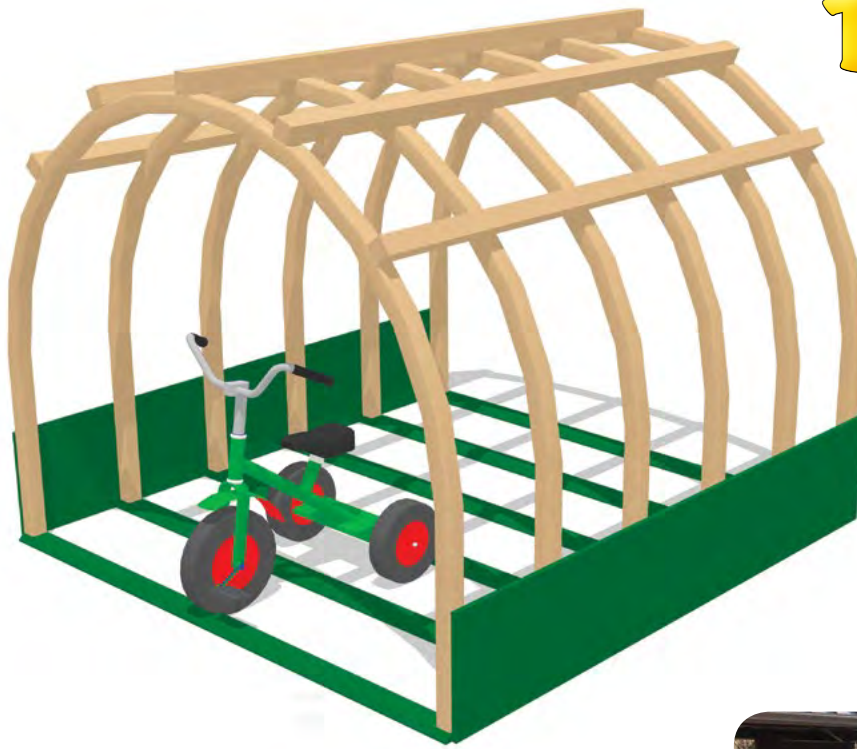


Trike Storage Shed **I**

Protects trikes and other valuable play items from the elements. Latching doors on both ends - slide latch for simple, safe door closure. Large windows made from heavy-duty clear Polycarbonate on sides maximize visibility and light inside and out. 96"L x 50.5"W x 76"H.



Trike



Click Clack Trike Tunnel **A**

Kids riding through the tunnel on trikes make the click, clack sound similar to a train. Beveled edges on bottom supports allow easy maneuvering. Add ModBox Planters to make it a "covered bridge" complete with vines. 5'L x 5'W x 4'H.



Trike Track Drive Thru **I**

Skylights, large windows and lots of possibilities! 64"L x 52"W x 77.5"H.



Sand



Sand Table **A** **I**

Lids (with finger hole to open) and non-pinching hinges protect sand from critters. 37"L x 47"W Sandbox. Overall 47"L x 47"W. Height sized for appropriate age group.

Sand Hut **A** **I**

Sandbox with lids that fold on non-pinching hinges to protect sand from the elements and critters. Lid opens with small finger-hole. Available with Gable Roof, Spanish Tile Roof or Castle Roof with Flag. 37"L x 47"W Sandbox. Overall 47"L x 47"W (not including roof).



Gable Roof



Spanish Tile Roof



Castle Roof




Sand and toys not included with any Sand Play products.

Sand



Sandbox Fabric Cover **A**

Available for all RSP Sandboxes. Elastic loops connect to the sandbox frame (improved design!). Made from heavy-duty outdoor mesh fabric. No PVC!



Standard colors: Forest Green, Blue & Tan.
Custom colors available for additional cost.



Sand House **A** **I**

Kids can play all day, in the shade!
Whimsical curvy roof covers a 12" High sandbox. Includes 4 corner seats and optional cover for debris-free fun.
Durably constructed from RSP™.
91.5"L x 90"W" x 88"H.

Sand

Scalloped Sand Cube **F**

This versatile sand box allows young children to dig. Getting their hands dirty in sand, dirt, gravel, etc. allows their minds to develop with tactile stimulation and creative play. Scalloped inside edge on toy ledge. 2' Cube. Fabric Cover Available.



I Sand Digger

Digger with rounded handles and bucket loader for construction minded tots. Also available in ADA accessible model with no seat.



Sand Digger - ADA

RSP™ Sandbox with ADA Transfer **A** **I**

ADA Transfer Station with Handles attached to our RSP Sandbox with 6" wide seating ledge, 12" high.


Available 4' x 4', 6' x 6', 8' x 8', 10' x 10', 12' x 12'

Fabric Cover available. Shade sold separately.



Sand and toys not included with any Sand Play products.

Sand



Sand Chute Wall



Sand Ramp Wall

Sand Ramp and Chute Walls

Inspires creativity! Children can pour sand, water, gravel, small balls, pebbles, etc. through the ramp and chute mazes and watch through clear plastic as the materials dance their way downward. Exceptional when combined with a sandbox. Available individually (4" L X 31" W X 36" H) or as a Combo (3 posts - 4" L X 59" W X 36" H). Panels are 24" W x 16" H (not including posts). Overall height adjustable from 24"-36" H.

RSP™ Sandbox

12" high with a 6" wide seating ledge. Available 4' x 4', 6' x 6', 8' x 8', 10' x 10', 12' x 12'. Fabric Cover with loop attachment sold separately (pg 55).



Water



Single Water Trough **A** **I**

Single waterway with a connection for a garden hose allowing continuous water play. Adjustable water "dams". Drain stopper at low end. Can be drained into buckets and used for garden beds or planters to teach children water conservation. 56"L x 14"W x 35"H.



THIS PAGE:
**Just attach
a hose!**

**NO PLUMBING
REQUIRED**

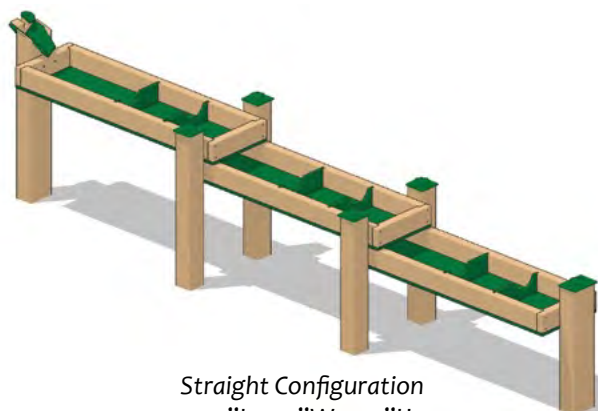
Zig-Zag Configuration
(96"L x 59"W x 35"H)
Shown with Butterfly Pod
sold separately.



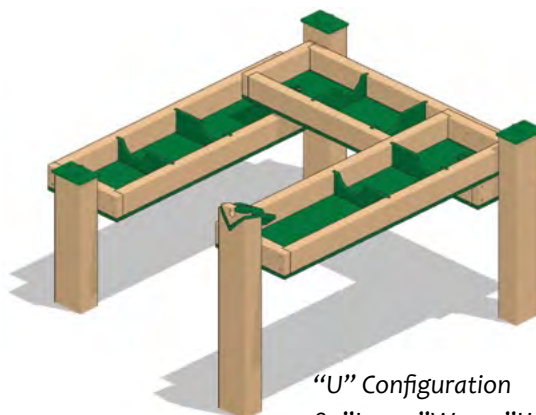
Drain Stopper Included

Triple Water Trough **A** **I**

Water pours from one trough to another in our Triple Water Trough. Two adjustable "dams" in each trough teach children about gravity and water flow. Drain stopper at low end. Available in 3 configurations - Straight, Zig-Zag or U-Shape. Brings water into the play space, safely and without extra mess or fuss! All Triple Water Troughs are 35"H without Water Pump or 42" with Pump (see Recirculating options on next page).



Straight Configuration
157"L x 21"W x 35"H



"U" Configuration
80"L x 59"W x 35"H

For more information visit www.natureofearlyplay.com.

THIS PAGE:
**Recirculating filtered
 water system!**
 NO PLUMBING REQUIRED

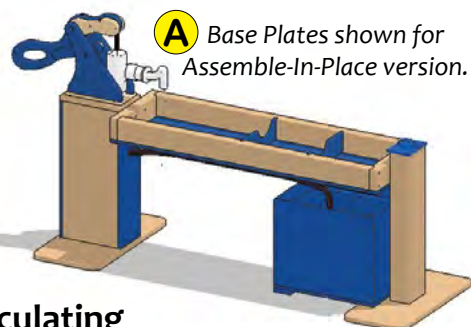
Water



I

Single Water Trough - Recirculating

Includes Hand Water Pump with Stand, water reservoir, drain stopper at low end and return hose. Water drains into the reservoir and is recirculated back into the trough using a hand water pump. 64"L x 14"W x 42"H




A Base Plates shown for Assemble-In-Place version.



Straight Configuration
 157"L x 21"W x 42"H

Zig-Zag Configuration (114"L x 59"W x 42"H)
 Shown with Butterfly Pod, sold separately.



Two removable dams
 in each trough.

Triple Water Trough - Recirculating **A** **I**

Water is hand pumped from reservoir into top trough and pours over low dams from one trough to another. Drain stopper at low end. Water returns to reservoir from lowest trough via tubing. Reservoir easily drains with drain valve. Available in 3 configurations - Straight, Zigzag or U-Shape. Saves water and amplifies fun! Add a Butterfly Pod (pg. 76 and pictured above) to give younger children a "boost".



"U" Configuration
 80"L x 59"W x 42"H

Water



With Casa Grande Roof
146"L x 66"W x 95"H



Without Roof
146"L x 66"W x 40"H



With Gable Roof

Pumphouse I

Two child-activated pumps fill two troughs leading to two water bowls. Kids can build rock dams in the troughs or sail little boats all while getting wet and staying cool in hot summers. Water returns to a reservoir through tubing, there collecting to be pumped again through a filtered hose.

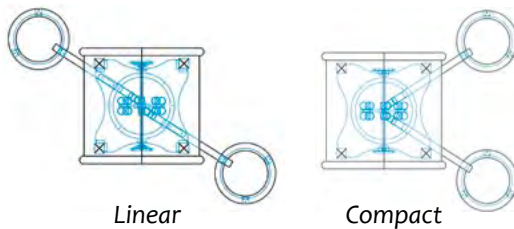
Clean-Up Station A

Have you wanted to incorporate "messy" or "natural" projects into your program, but have found clean-up inhibiting? We designed the missing link: a Clean-Up Station that does not require plumbing! Our exclusive hand-powered, self-priming, toddler-proof pump pulls fresh water from one container into the Stainless Steel sink and drains into another container for "gray" water. Both water containers (not included) easily slide out each side of the station for emptying or refilling, or a water-supply hose can be inserted in the fresh-water container to make refilling super easy. The filter on the pickup hose from the water container is easily changeable, inexpensive and locally available. Stainless Steel wash basins are commercial quality and include a stopper. Clean-up Station top is 22"W x 42"L x 24"H (36" including pump height).



Water

THESE PAGES:
**Recirculating filtered
water system!**
NO PLUMBING REQUIRED



Watermill **I**

This completely recirculating water wheel system with kid-powered wheel and pump fosters cooperation - the wheel can be turned opposite directions to drain into two different water bowls. No electronics, no plumbing: completely self-contained system with filter on hoses and drain-plugs in water bowls for easy clean-out. Includes 3 Water Bowls, Roof, Pump & Reservoir. See page 59 for more views of the pump. Available with or without roof. Two configurations: Compact or Linear. Linear Option: 12'L x 9' W x 7' H. Compact Option: 9'L x 9' W x 7' H.



Water Reservoir

Reservoir beneath bowl is on wheels with handles to pull out and clean easily.





Messy Little Scientists



33" Bowl shown
(24" inside diameter)

Nature Bowl **A**

Children are always collecting treasures they find - pine cones, leaves, moss, rocks, twigs, etc. This bowl creates a perfect space for them to gather their collections and have rich tactile experiences - together! Let your children's imaginations run wild! Create a terrarium with turtles, a pond with tadpoles, fill with bath toys, make a tidal pool with seashells, water, sand - the possibilities are endless! No worries about cleaning up or starting over - there is a drain plug in the bottom of the bowl. The lid (with handles) protects fragile creatures or treasures in the bowl. Connect your children to nature with this Nature Bowl!

Available with or without lid. Height sized appropriately for your age group - 20"-24"H.

33" Bowl (24" inside diameter) or
40" Bowl (30" inside diameter)



Spout and Splash **A**

33" Bowl (24" inside diameter) with Hand Water Pump and Reservoir. Water is hand pumped from the reservoir into a 33" Nature Bowl. Water returns to the reservoir by removing a rubber Plug in the bottom of the bowl. Available with lid. Wheeled portable base available. Bowl height sized appropriately for your age group - 20"-24"H.



Spout & Splash - Wheeled Portable Base



**Recirculating filtered
water system!**

NO PLUMBING REQUIRED



Double Nature Bowl
with Pump & Reservoir

Tabitha with son Mapeo
(Catalog Designer/Director of Marketing)

Messy Little Scientists



Double Nature Bowl **A**


Available with Pump & Reservoir on one or both bowls. Available with or without lids. 33" Bowl (24" inside diameter). Height sized appropriately for your age group - 20"-24"H.

Recirculating filtered water system!

NO PLUMBING REQUIRED



Painted bottoms protect children and sub-surfaces from reflection heat.



Double Nature Bowl



Triple Nature Bowls
(Shown with Lids)



Triple Nature Bowls
(Shown with Lids, Pump & Reservoir)

Triple Nature Bowl **A**

Available with Pump & Reservoir on one or all bowls. Available with or without lids. 33" Bowl (24" inside diameter). Height sized appropriately for your age group - 20"-24"H.



Messy Little Scientists

F Nesting Nature Table

Sturdy, outdoor tot table for multi-nature themed play. Can be used for sand, water, nature collections, loose parts and much more. 32"L x 24"W. Height sized appropriately for your age group. See Table Height Chart on pg. 75.

When tables are lifted and tipped by an adult, wheels on two table legs engage allowing the table to be rolled for easy moving. Immobile when flat on ground.



Table legs "nest" inside the table below when tables are stacked on each other - at 38 lbs can be lifted by two people. Two will "nest" in Large Nature Table side-by-side.



The reversible lid not only keeps critters out, but has a smooth side with an edge that keeps loose parts from rolling off. The reverse side of the lid has handles that make lifting easy and also act as a funnel to pour loose materials into the table compartments when storing.



Large Nature Table **F**

Double the size of the Nesting Nature Table - 48"L x 32"W. Height sized appropriately for your age group. See Table Height Chart on pg. 75. Four dividing sections help develop sorting and organization skills. Tables are approximately 88 lbs each.



Wheels on two back table legs roll when lifted.



Messy Little Scientists



Two reversible lids.



Water-tight compartments for nature-play of all types.



Sensory Cube **F**

5 Sided Sensory Cube offers tactile and visual stimulation with a variety of shapes and textures. 1 each: mirror, "grass"-like carpet, real-feel and smooth "rocks", engraved geometric shapes and 1 tray (top). The top tray can be used to hold various additional objects for sensory stimulation - shells, leaves, balls, etc. The Sensory Cube doubles as a Storage Box - the bottom is open, allowing the cube to be flipped over and used for storage with handy carry-handle openings on the top and bottom. Sensory Cube sized for a standing Toddler's chest height. Pre-toddlers can pull themselves up by the rim as it is stable with no sharp edges. 16"H x 16"W x 16"L. [Mirror side should not be placed in direct sunlight to prevent heat/light damage to reflected surfaces.]



Music

Chime Panel **A** **I**

Popular item! Nature of Early Play Exclusive. We use only high-quality tubing for smooth, accurate tones for each chime. 8 Chimes play a G Major Pentatonic Scale (many songs can be played on just these 8 notes!). Two mallets attached by cables with bracket keep mallets secured. Two sizes: Mega (44"W x 44"H) or Mini (32"W x 44"H) including posts. Also available on a playset.



Mega size



Mini size



Standard design has mallet bar and cables to secure mallets. Shown at left.



A **I** Chickadee Chime Panel

Our new Chickadee Chime Panel is designed for toddlers up to 5 years. This smaller version of our Chime Panel is angled back making it easier for young children to strike the chimes. It can be installed on a portable base or inground. The chimes are tuned to a pentatonic scale - all notes are pleasing together. The mallet - connected securely by a cable to the frame - is light weight and easy for young children to use. The Chickadee Chime Panel promotes the love of music for all children. Panel Dimensions: 16"W x 22"H x 3"D. Height on stand: 35".

Round Chime **F**

Nature of Early Play's unique portable Round Chime is perfect for outdoor settings (it can withstand any weather year round!), but is light enough to carry indoors whenever desired. Our Round Chime is a versatile, beautiful musical instrument for early childhood outdoor play! Chime diameter is 8.5" x 24"H. Base diameter is 18".



Drums On Stand Front View
(Infant-PreToddler Size Shown)

Tuned Drums **A**

These five tuned hand drums are made with replaceable molded heads ranging from six inches to fifteen inches in diameter. Drums are on an Angled Stand - angling the drums toward the young percussionist (stand only: 61"L x 20"W x 23"H). Available in Elementary/Adult (61"L x 32"W x 40"H), Toddler/Preschool (61"L x 30"W x 37"H) or Infant/Pretoddler (61"L x 27"W x 31"H) sizes. Standard Colors: Green drum bodies with molded caps in Red, Purple, Blue, Yellow and Moss – or – with molded caps in mix/match Moss or Taupe.



Drums on Stand Back View
(Toddler-Preschool Size Shown in Green with Taupe caps.)

Weenote Collection



Weenote half-size instruments occupy less space and smaller budgets than Freenotes' full size instruments. Surprisingly delightful, these interactive art sculptures work

as educational tools to challenge the imagination by stimulating creativity. Freenotes instruments make it possible for everyone to create beautiful music. All Musical Instruments come with high-quality rubber mallets and cables that meet safety codes.



Full Size Musical Instruments

Full Size Musical Instruments available in our partner catalog by Play Mart.

I Griffin

Producing rich full tones, this resonated metalophone has anodized aluminum chimes. It is patterned with warm tones lingering for 3-5 seconds making it similar to finger painting with sound. Inground only. Spacer color is Tan.
4"L x 26.25"W x 39"-60"H



Music by:



A I Melody

The Melody has a beautiful twinkly sound, with 9 notes in a small but spicy design. The color is Lime Green. 16"L x 23.75"W x 22"-36"H.



A I Merry

This bright sounding instrument, makes a melody with its lyrical voice. It is a smaller version of the Pegasus, one of Harmony Park's best selling original instruments. The color is Green. 24.25"L x 26.5"W x 22"-36"H.

A I Piper

A smaller more durable version of the Imbarimba. The fiberglass bars provide a contrast in tone, to the other instruments. It is a great instrument to play improvised rhythms with. Color is Brown. 24.25"L x 26.5"W x 22"-36"H



A I Rhythm

A Weenote with wood-like sounding bars providing the rhythmic sounds of Africa without the maintenance of wood. Also a space saving design with movement inspiring sounds. Color is Cherry Wood. 15"L x 20"W x 22"-36"H.

Arts & Crafts



Chalk trays on both sides.



Two-Sided! Portable Shown.



Magnetic Outdoor Chalkboard **A** **I**

A chalkboard that actually stands up to outdoor use! The chalkboard surface is SureGrip™ coated steel, so it attracts magnets in addition to being an easy-to-chalk-on surface. Double the product! The SureGrip™ coating is very vandal resistant (not easy to scratch or etch) and cleans very easily with just water. The Magnetic Chalkboard is very durable! There is a Chalk Tray on each side of the panel. Available In-ground (no base plates) or Portable (with base plates). Available in all Paint Panel sizes and configurations: Single, Double, Triple (T-Configuration or Zig-Zag) and Quadra (see pages 70-71).



Mini size Panel 24" wide also available.



Magnetic! Double Portable Shown



Treasure Trays **F**

Children love to collect treasures, and now there's a place to store their collections. Our Sorter has 3 trays that pull out from either side of the frame, removing completely to set on a table. Each tray has 3-6 compartments (just move a clear plastic center divider to go from 3 to 6). Clear plastic tray ends allow easy visibility. Made from recycled, heavy-duty durable Eco-Color plastic; clear, tough Polycarbonate; and Stainless Steel Hardware - materials perfect for outdoor applications (although great indoors too!). Indestructible! 24" L x 16" W x 12" H

Arts & Crafts

Paint Panels

Indoor or outdoor, tough Polycarbonate, easily washable. Portable recommended for indoor or wind-protected outdoor use. Paint trays with cupholders on each side of the panels. Overall Dimensions: 8"L x 44" or 56" or 80"W (not including Portable Bases) x 49"H.

Compact (3 Ft)

For up to 4 young artists! 10 built-in cup holders. 44"W. Paint Window measures 36"W x 24"H.



Medium (4 Ft)

Our most popular Paint Panel! For up to 6 young artists! 14 built-in cup holders. 56"W. Paint Window measures 48"W x 24"H.



Wide (6 Ft)

For up to 8 young artists! 20 built-in cup holders. 80"W. Paint Window measures 72"W x 24"H.



Arts & Crafts



Paint Panel Combos

Available up to 4 Medium Paint Panels connected, with many configurations and connections. Paint Windows measure 48"W x 24"H.

A I Double Paint Panel

2 connected Medium Paint Panels for up to 8 young artists! Features 28 built-in cup holders. 56"L x 56"W x 49"H (not including Base Plates).



Triple Zig-Zag
(Portable version requires Base Plates, not shown)

Triple Paint Panel **A I**

3 connected Medium Paint Panels for up to 12 young artists! Features 42 built-in cup holders. Available in T-Configuration (left) or Zig-Zag (above). Portable Bases not shown (above). 109"L x 56"W x 49"H (not including Base Plates).



T-Configuration

A I Quadra Paint Panel

4 connected Medium Paint Panels for up to 16 young artists! Features 56 built-in cup holders. 109"L x 109"W x 49"H (not including Base Plates).



Storage



Storage Cart **F**


Perfect for holding art & craft supplies. 4 cup holders double as marker or paint brush holders. Double-sliding doors can be locked with additional inexpensive lock. Two spacious shelves. Make a mess, and then put it all away in this rolling recycled plastic, durable, indoor/outdoor Storage Cart! 42"L x 27"W. Available without wheels (20.25"H) OR with wheels (24"H or 36"H).



4FT Storage Bench

Storage Bench **F**

Waterproof storage and seating solution. Protects stored toys or craft projects from the weather. The bench lid has hydraulic hinges to make lifting and closing the lid easy, as well as protect small hands and fingers from getting smashed. Dimensions are 16"D x 48" or 72"W x 14" H.



6FT Storage Bench

Upright Storage Cabinet **F**

28"D x 48"W x 72.5"H.
Locking handle. Stainless Steel Hinge and hardware.
(4) adjustable shelves.



Storage Cabinet **F**

24"D x 72"W x 36"H

For more information visit www.natureofearlyplay.com.



Storage Shed **I**

Made with RSP™ (Recycled Structural Plastic) framing and roof purlins, recycled EcoColor™ plastic (HDPE) sheathing for truss and siding, 2 front non-opening windows, optional side windows, shelving and a double primed door (to be painted after installed). Framing Options: RSP™ or Wood frame inside / RSP™ outside. (Wood only available in the USA). 10' x 10' Shown. Also available in 10' x 12' and 10' x 16' Sizes. All sheds 115"H.

Sheds are to be mounted on concrete or asphalt pad only.



Tables

Work Bench **F A**

Sturdy, no-nonsense outdoor workbench is the perfect "project" table for arts & crafts, gardening, etc. Contains a full length shelf below to hold storage bins. Works well with the Clean-Up Station. 42"L x 24"W x 20"H.

Craft Table **F A**

The perfect table for children to explore creative projects, while containing the mess. Table top has a raised "lip" to contain crafts with enough room for four or more toddlers or preschoolers. A shelf beneath the table top is the full width of the table for storing supplies. Craft Table is 32"L x 32"W x either 20" or 24" H. Designed for standing use.



Tables



ADA Table Extension
(Preschool and Toddler Heights)

Picnic Table **F** **A**

Seats 6 children easily at age appropriate heights of 16 inches (Toddler) or 20 inches (Preschool) or 24 inches (Elementary). Made from heavy-duty 100% recycled plastic (RSP) and stainless steel hardware. Will last a LONG time! Can be cleaned with strong cleaners with no effect on color or texture of the table. Available 36" L or 48" L x 34" W (including seats). Also available as ADA Accessible Table (extended Table Top on end) for Elementary size only - 26" H OR ADA Table Extension for Toddler & Preschool table heights (see image above right).



Classroom Table **F** **A**

Perfect for indoor or outdoor projects. Extremely sturdy & durable! Get creative, messy and clean up with no worries. Color throughout plastic material will not fade with strong cleaners! 32" L x 36" W x 16" H or 20" H or 24" H.

Tables



Shown with Mushroom Pods



“Stable” Table **F A**

Crafts, snacks, gardening, legos - this Stable Table does it all - without rocking or tipping! Three-leg design ensure that all support legs sit securely on the floor or ground at all times. No more crying over spilled milk! Available 36” or 48” Diameter and 16”, 20” or 24”H.

F A I Butterfly Table and Seats

Outdoor table and attached Butterfly Seats for crafts, picnics, mud or sand. Completely washable and durable in all weather conditions. See inground version image below (same as Game Table). 4’ L x 4’ W x 16” or 20”H.

STANDARD TABLE HEIGHTS

AGE:	SITTING HEIGHT:	STANDING HEIGHT:
Elementary	24”	28”
Preschool	20”	24”
Toddler	16”	20”

ADA leg clearance is 24” to bottom of table top.



Portable/Surface Mount Version



Inground Version

Game Table and Seats **F A I**

This versatile table transitions instantly from snack breaks to intense Checkers or Chess games. Game-table design permanently engraved into table-top. Seat heights are adjustable for any age group. 4’ L x 4’ W x 16” or 20”H.



Portable/
Surface Mount
Version

Seating



ergo-Eco Kid's Bench™

Ergonomically designed for Preschoolers.
48"L or 72"L x 14"D. Seat is 10.5"H and back
is 22.5"H.



ergo-Eco Kid's Bench - 6 FT (72"L)



ergo-Eco Kid's Bench - 4FT (48"L)



Butterfly Pod

Sturdy double ended pod can be used
as a seat, table, stage, or platform for
building blocks, crafts, etc. Also available as
Mushroom Pods (round top/bottoms).
10L" x 10"W x 11"H

Preschool Bench (below) F A

Highly portable and yet heavy duty enough to withstand kids sitting or standing
without warping and no splinters like wood benches. 4'L x 13"D x 8 3/4" H.



ergo-EcoBench™ (6' and 4' - Adult Size)

Nature of Early Play's exclusive ergo-EcoBench™ is the ultimate in luxurious outdoor seating.

Modeled after ergonomically-minded office furniture, the bench provides superb lumbar support.

According to many "testers", this is the bench that "fits all rears!" Parents and care-givers will enjoy relaxing in the shade during recess time on the **ergo-EcoBench™ with Roof** (below).

Side-arms with cup holders only complete the luxury of this oh-so-comfortable bench. You have to try it to believe it. Some folks have told us that after they spent a few moments relaxing on our ergo-EcoBench™ their painful backs actually felt better! We're sure you'll say the same.

Bench supports in Brown only. Tops in Brown or Tan. Sidearms with cup holders sold separately.

48"L or 72"L x 29.5"D x 34"H



F A 4' ergo-EcoBench™

F A 6' ergo-EcoBench™

Shown with custom engraving.



ergo-EcoBench™ with Roof **I**

Shown with optional Side-arms.

48"L or 72"L x 45"D x 76"H



Shown without optional Side-arms.

Seating

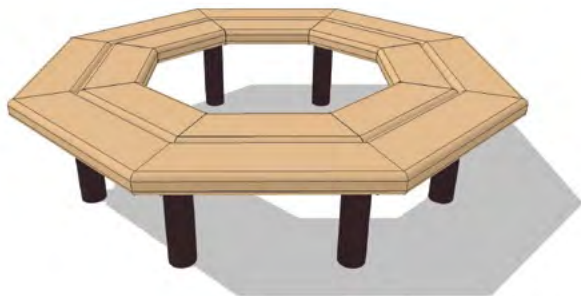
Octagon Bench **A** **I**

Creates shaded seating around a tree.

48" bench diameter for 18" tree diameter.

60" bench diameter for 24" tree diameter.

72" bench diameter for 36" tree diameter.



Floating Seats **I**

Seat appears to float above ground (longer center post installs inground or on a bracket).

Can also be used as a table. Brown or Tan.

Height sized appropriately for your age group. 15.75" L x 15.75" W.

Tot Trash Receptacle **F**

This trash receptacle actually fits young children! Teach them to clean up after themselves, and provide a place for them to throw away garbage or recycle. Available with optional recycle-sign on lid.



Swings



T Swing Single **I** Infant (2 Seats)

Age appropriately designed for the Infant Age Group per ASTM F-2373, providing barrier walls 24" high, full buckets seats and access doors for adults. The bar height provides plenty of head room for infants and pre-toddlers to be placed in the seat but still allows the adult to easily push the child to and fro at a comfortable height for the adult. Beam is 8' L. Also available as Double, Triple or Quadruple. Safety Surfacing Required.

5' High Beam Safety Zone/Wall Dimensions: 14' L x 13' W

6' High Beam Safety Zone/Wall Dimensions: 14' L x 17' W

7' High Beam Safety Zone/Wall Dimensions: 14' L x 21' W

Swings



T Swing - Single (2 Seats)

Barrier walls not required. Shown with Belt Seats. 10' L.

Toddler 6' High Beam Safety Zone: 22' L x 24' W

Preschool 7' High Beam Safety Zone: 22' L x 28' W

Tire Swing

To/fro swing action! Same safety zones as Single T-Swing

T Swing - Double (4 Seats)

Shown with Bucket and Belt Seats. Beam is 21' 6" L.

Triple T Swing (6 Seats) also available for Toddler and Preschool.

Toddler 6' High Beam Safety Zone: 24' L x 33' 6" W

Preschool 7' High Beam Safety Zone: 28' L x 33' 6" W



Swing Seat Options:

- Fully-Enclosed Bucket Seat (Infant only)
- Belt Seat
- Chain Front Bucket Seat
- Adaptive Swing Seat - ADA Accessible
- Tire Seat



Finishing



Shade Structures

The National Program for Playground Safety recommends: “Include shade covering in the design of playground equipment and recreational areas.” Some states require a percentage of the playground be shaded. Check for your State’s requirements. Nature of Early Play offers a wide selection of Shade coverings. Visit www.natureofearlyplay.com or ask your Nature of Early Play Distributor for options.

Use Zones & Safety Surfacing Requirements:

Abrasive surfaces, such as concrete or asphalt, are not considered suitable surfaces underneath play items. Swing use zones are specifically listed by height and type of swing (see our Swing product page). Slides have use zones specific to the slide and may not overlap other use zones.

Ages 0 - 23 mos: Ground-level items that have no designated play surface require a non-encroachment zone of 36” around the item. This may overlap the zone of other items with no moving parts to 36”. Play Items may be placed directly against a wall.

- **Elevated Play products in a supervised setting:** All play items require at least a 36” use zone, which may overlap to 36” for items with no moving parts. For items with a play surface above 18”, safety surfacing is required in the use zone around all access components and slides.
- **Elevated Play products in a setting with unlimited access:** Portable play equipment should not be used. All play items require a 72” use zone around them. For items with no moving parts, this use zone may overlap down to 72”. All elevated play items require safety surfacing in this use zone adequate for their fall height.

Ages 2 to 12 years: Ground-level items that have no designated play surface do not require a use zone, but should have “sufficient space for play and circulation”. All elevated items require a use zone of at least 72” with impact attenuating surfacing adequate for the fall height of the equipment. For items with a play surface below 30”, these use zones may overlap to 72” if there are no moving parts or slides. For items with a play surface above 30”, the use zones may overlap to 108”.

Shipping

Some play elements can ship UPS or Fed Ex, depending on size. Playsets and all large orders will ship by full or partial truck load. Your local sales representative will include shipping with your product quote.

CPSC Public Playground Safety Handbook 2.4 Surfacing Recommendations:

The surfacing under and around playground equipment is one of the most important factors in reducing the likelihood of life-threatening head injuries. A fall onto a shock absorbing surface is less likely to cause a serious head injury than a fall onto a hard surface. However, some injuries from falls, including broken limbs, may occur no matter what playground surfacing material is used.

Minimum Compressed Loose-Fill Surfacing Depths		
Loose-Fill Surfacing Material Depth (inches)	Surfacing Type	Fall Height (feet)
6*	Shredded/recycled rubber	10
9	Sand	4
9	Pea Gravel	5
9	Wood mulch (non-CCA)	7
9	Wood chips	10
* Shredded/recycled rubber loose-fill surfacing does not compress in the same manner as other loose-fill materials. However, care should be taken to maintain a constant depth as displacement may still occur.		

Actual surfacing depths and fall heights must be confirmed with supplier.

Surfacing - Loose Fill



Loose-fill surfacing materials require special maintenance and refilling to maintain appropriate, even fall-height depth requirements.

Engineered Wood Fiber: Organic (compostable) material. Most economical choice. Requires containment border and weed-control fabric.



Loose Fill Rubber: Recycled rubber. Will not rot, fade, or float away. Needs containment border. Many color options available. Versatile product that can be used for play use zones and mulch for planter boxes or garden beds.

Surfacing - Unitary



Unitary Rubber (Poured-In-Place): Recycled EDPM rubber mixed and poured on site into optional custom designs and colors. Durable, porous, many color choices. Sub-surface must be concrete, asphalt or compacted stone. Good choice for accessible pathways.



Play tiles: Factory molded interlocking tiles. Durable with several color choices. Sub-surface must be concrete, asphalt or compacted stone. No borders required. Low maintenance.



Turf: Polyethylene turf fibers and optional rubber in-fill. Sub-surface must be concrete, asphalt, compacted stone or excavated earth. Invitingly green, soft texture resembling real grass.

Borders



RSP™: Recycled Structural Plastic™ borders are made from the same heavy-duty lumber with which we manufacture our playground equipment - 100% recycled post-consumer HDPE plastic. Smooth, rounded corners. Never rots or decays, cleans easily, low-maintenance. Secures easily with metal spike. Available in Tan or Brown.



Molded Plastic Timber: Made from polyethylene and are durable, yet lightweight. Will not rot, decay, or splinter. Rounded corners and no sharp edges. Secures with metal spike. Available in Black only.




Rubber Curb: Made from recycled rubber tires. Flexible with rounded edges: smooth and seamless, no splintering, warping or discoloration, low maintenance. Simple installation - secures with metal spike. Available in Brown only.

Ask your representative for more surfacing and border options and manufacturer-specific details.

Maintenance

It is up to you and your community to maintain a safe, friendly playground environment in order to reduce playground injuries.



Check for vandalism or debris especially after heavy-use events or inclement weather.

Detailed inspections should give special attention to moving parts and loose fill surfacing which can be displaced during play.

Inadequate maintenance of equipment is a common cause of injuries on playgrounds.

The safety of playground equipment depends on good inspections and systematic, routine maintenance. It is advisable for personnel who will implement the inspections to be trained through a program like the National Recreation and Park Association's "Certification Course for Playground Safety Inspectors".

The quality of playground supervision depends on the supervisor's knowledge of safe play behavior. Nature of Early Play includes with each Owner's Manual a copy of the US Consumer Product Safety Commissions' Guidelines as a resource for your supervisors and inspectors.

Nature of Early Play's staff of Certified Playground Inspectors have developed check lists and recommended inspection schedules to help our customers develop thorough and effective maintenance programs. These guidelines include a High Frequency Checklist for potential problems to be performed daily or weekly and a Low Frequency Maintenance Schedule for monthly or quarterly inspections. Records of all maintenance inspections and repairs should be retained, signed, dated and filed. **Maintenance documentation will be required for warranty claims, and Nature of Early Play may refuse a claim if it is clear that the playset has not been maintained according to our recommended maintenance instructions and/or schedule.**

Standing Behind our Products:

We have been manufacturing playground products for 35 years, and know from experience that sometimes not everything we build works “just right”. But, we always stand behind our products and services until our customers’ needs are met and our products meet our high quality standards.

LIMITED 10 YEAR WARRANTY on RSP COMPONENTS and EcoColor™ PLASTIC PRODUCTS under normal use and proper maintenance against structural failure due to deterioration or weathering.

LIMITED 10 YEAR WARRANTY on STEEL COMPONENTS and STAINLESS STEEL HARDWARE against structural failure due to corrosion, deterioration or weathering.

LIMITED 3 YEAR WARRANTY on all POLYETHYLENE ROTO MOLDED PRODUCTS against structural failure due to deterioration or weathering.

LIMITED FIRST YEAR WARRANTY on all FABRIC ROOFS, FABRIC SAND BOX COVERS, FABRIC TIPI COVERS and all other fabric products against structural failure or manufacturing defects.

LIMITED FIRST YEAR WARRANTY on MOVING PARTS and all other MATERIALS not mentioned above against structural failure or manufacturing defects.

- The above warranties are valid only if the structures are erected in conformity with the layout plan and/or installation instructions provided by Nature of Early Play, Inc. have been maintained and inspected in accordance with Nature of Early Play, Inc.’s maintenance instructions; have not been subjected to addition or substitution of parts; and have not been modified or altered by persons other than a Nature of Early Play, Inc. certified installer.
- The above mentioned warranties do not include any cosmetic issues such as scratches, dents, marring, fading or discoloration.
- Damage resulting from vandalism, misuse, negligence, accidents or acts of God are not covered by this warranty.
- Warranties apply from the Date of Purchase.
- Installation labor is not included in replacement of warranty parts. Shipping is not included after the first year on warranty parts.
- Restocking: Nature of Early Play, Inc. will restock play equipment in re-usable condition for a 20% restocking fee + return shipping.

Maintenance: Nature of Early Play’s staff of Certified Playground Inspectors have developed check lists and recommended inspection schedules to help our customers develop thorough and effective maintenance programs. These guidelines include a High Frequency Checklist for potential problems to be performed daily or weekly and a Low Frequency Maintenance Schedule for monthly or quarterly inspections. Records of all maintenance inspections and repairs should be retained, signed, dated and filed. Maintenance documentation will be required for warranty claims, and Nature of Early Play may refuse a claim if it is clear that the playset has not been maintained according to our recommended maintenance instructions and/or schedule.

Visit www.natureofearlyplay.com for more information on our company or products.



Nature of Early PlayTM



Recycled and natural products that connect young children with the natural world.

Nature of Early Play, Inc.

170 Allens Way

Somerset, KY 42501

(800) 43-PLAYS

Visit www.natureofearlyplay.com

to find your local distributor.

Printed in the USA, on paper that contains recycled fiber and paper sourced from well-managed forests. Please recycle or pass along this catalog.

© Copyright 2016, Nature of Early Play, Inc.

